

Press Fit Spiral Gauges

Applications

The 8681 Junior Top Mount Model “Press Fit” Spiral Gauge is designed for use in measuring liquid levels in gasoline, diesel fuel, bio-diesel, hydraulic and lubricating oils where space restrictions prevent the use of a swing-arm style mechanical gauge. It is ideal for medium duty construction & agriculture, lawn & garden, and recreational vehicle applications.

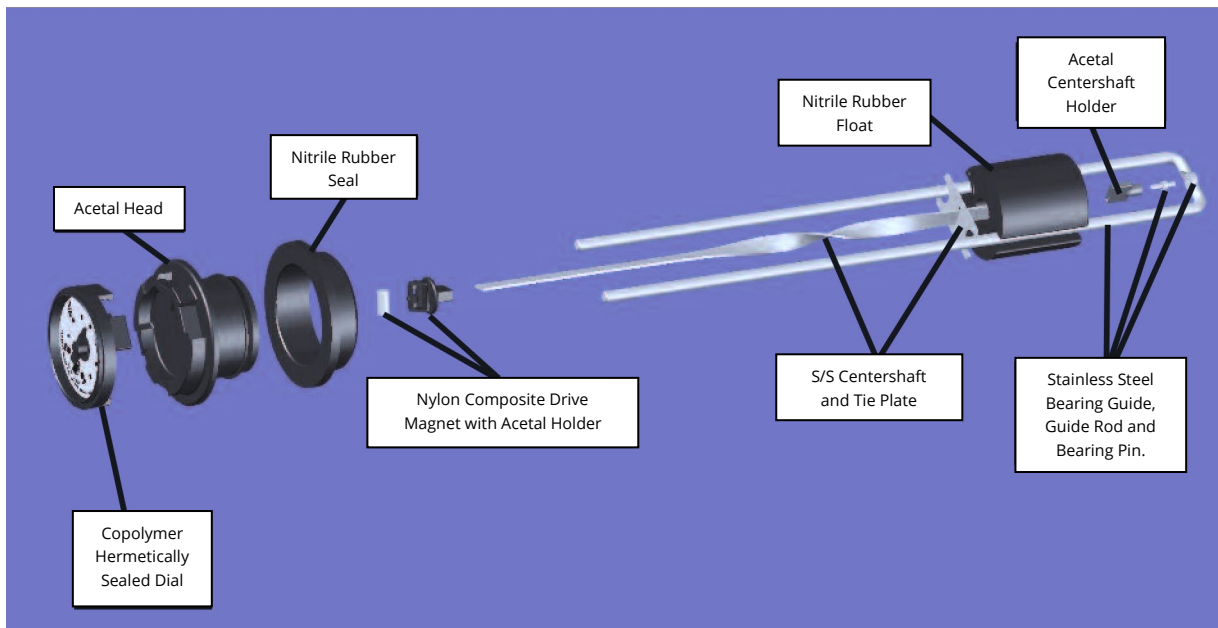


General Information & Features

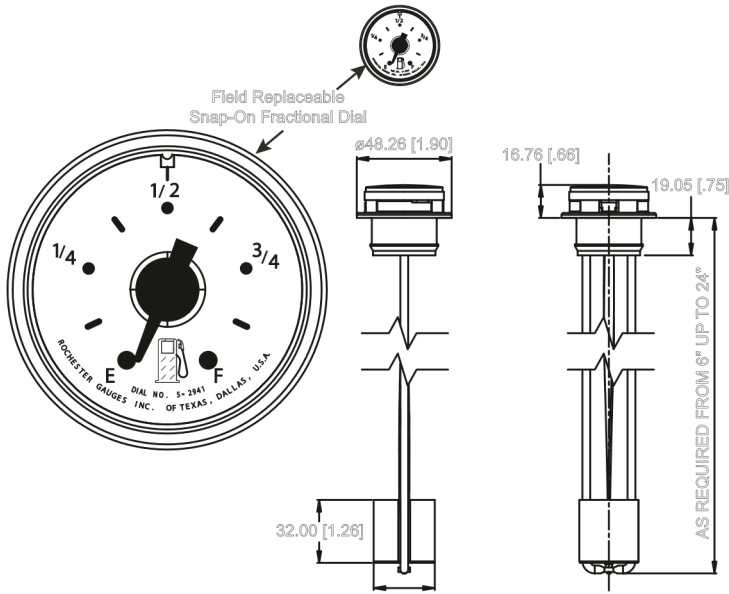
- Field Replaceable Snap-On Fractional Dial
- Solid Construction Head, No-Leakage Path to Dial.

The “Press Fit” mounting of the 8681 Spiral Gauge allows a 360 degree orientation of the dial for ease in fuel level monitoring. The “Press Fit” mounting contributes to the gauges adaptability for use in restricted areas.

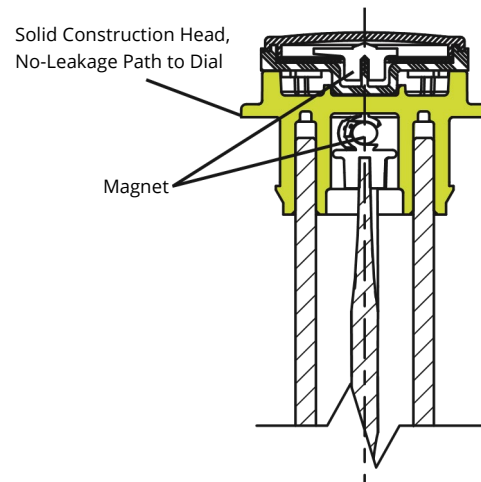
The 8681 “Press Fit” Spiral Gauge is designed for top mounting utilizing a Nitrile rubber seal (including with the gauge), an easy to read fractional dial, and is available in lengths from 6 to 20 inches.



Gauge Mounting Dimensions



View of Magnetic Coupling



The Rochester magnetic liquid level gauge operates simply by means of a float actuating a powerful magnet inside the container which in turn provides an invisible "magnetic coupling", through a solid head, with the magnet on the pointer in the dial chamber. Thus the gauge head completely seals off the liquid in the container so the dial may be removed and replaced quickly anytime without loss of liquid.

General Specifications*

Mounting

Designed for "Pressed Fit" top-mounting only. Recommended hole size: 1.486" \pm 0.020" (37.75mm \pm 0.50mm). Tank Thickness: 0.079" – 0.394" (2.00mm – 10.00mm).

Accuracy

Accuracy depends upon gauge sizing. Direct read dials \pm 7%. Accuracy may be less depending upon tank shape. Accuracy may be less if tank is not level. This gauge is not to be used for filling. All accuracy estimates are expressed as a percent of full scale.

Temperature Range

Standard operating range is -40°F to 158°F, -40°C to 70°C.

Shock & Vibration

Suitable for mobile service applications.

Tank Pressure

0 to 6 psig [0 – 1.4 Bar] maximum.

Tank Opening Details

See MS-520.

When ordering, specify:

1. Gauge model number.
2. Tank Height.
3. Riser Height, if any.
4. Optional Viton Sel.

*Materials and specifications are subject to change without notice.

Pressure ratings subject to change due to temperature and other environmental considerations.

Materials of Construction*

Head

Acetal.

Seal

Nitrile Rubber (Optional Viton Seal).

Guide Rod

Stainless steel.

Centershaft

Stainless steel.

Tie Plate

Stainless Steel.

Guide & Bearing Pin

Stainless Steel.

Float

Nitrile Ebonite.

Drive Magnetic

Nylon 12 composite.

Standard Dial

Copolymer, hermetically sealed, gasoline resistant.

Magnetic Holder & Centershaft Holder

Acetal.